



## Robert - Food in New York city



Possibilité de faire cette séquence en visio



<https://www.audio-lingua.eu/spip.php?article1598>

Écouter et comprendre	Écoute de support authentique "Robert, food in New York city"
Parler en continu	Produire des phrases à partir de flashcards
Réagir et dialoguer	Répondre à l'oral au questionnaire Poser des questions
Écrire	Remplir la grille de mots croisés Ecrire des phrases à partir de flashcards
Lire et comprendre	Mots-croisés Mots-mêlés
Découvrir les aspects culturels d'une langue vivante	Les habitudes alimentaires américaines Situer les Etats-Unis

### 1/Listen to the recording and answer the questions. (à l'oral)

*Voici quelques propositions de questions à poser aux élèves.*

Who is speaking ? Is this a man or a woman?

What's his name?

Can you spell his name?

Where does he come from?

Where does he live?

Where is New York?

What does Robert eat for Breakfast?

What do **you** eat for breakfast?

What time do **you** usually eat breakfast?

Do **you** have breakfast before or after you get dressed?

What does he like eating for lunch?

And **you**? What do you like eating for lunch?

What's **your** favorite meal?

What does he eat for dinner?

What's **your** favorite dessert?

Do **you** like eating at the restaurant? What's **your** favorite restaurant?

What time do **you** usually eat dinner?

Who sets up the table in **your** house?

Do **you** help your parents clearing the table?

## 2/Look and speak / Look and write (oral /écrit)

Proposer des flashcards aux élèves et leur demander de dire la phrase correspondante.

Dans un second temps, les enfants peuvent écrire les phrases qu'ils ont créées.

Exemples :



- I like chicken.
- I love chicken.
- For lunch, I ate chicken.

...



- Do you like ice-cream?
- What's your favorite ice-cream?



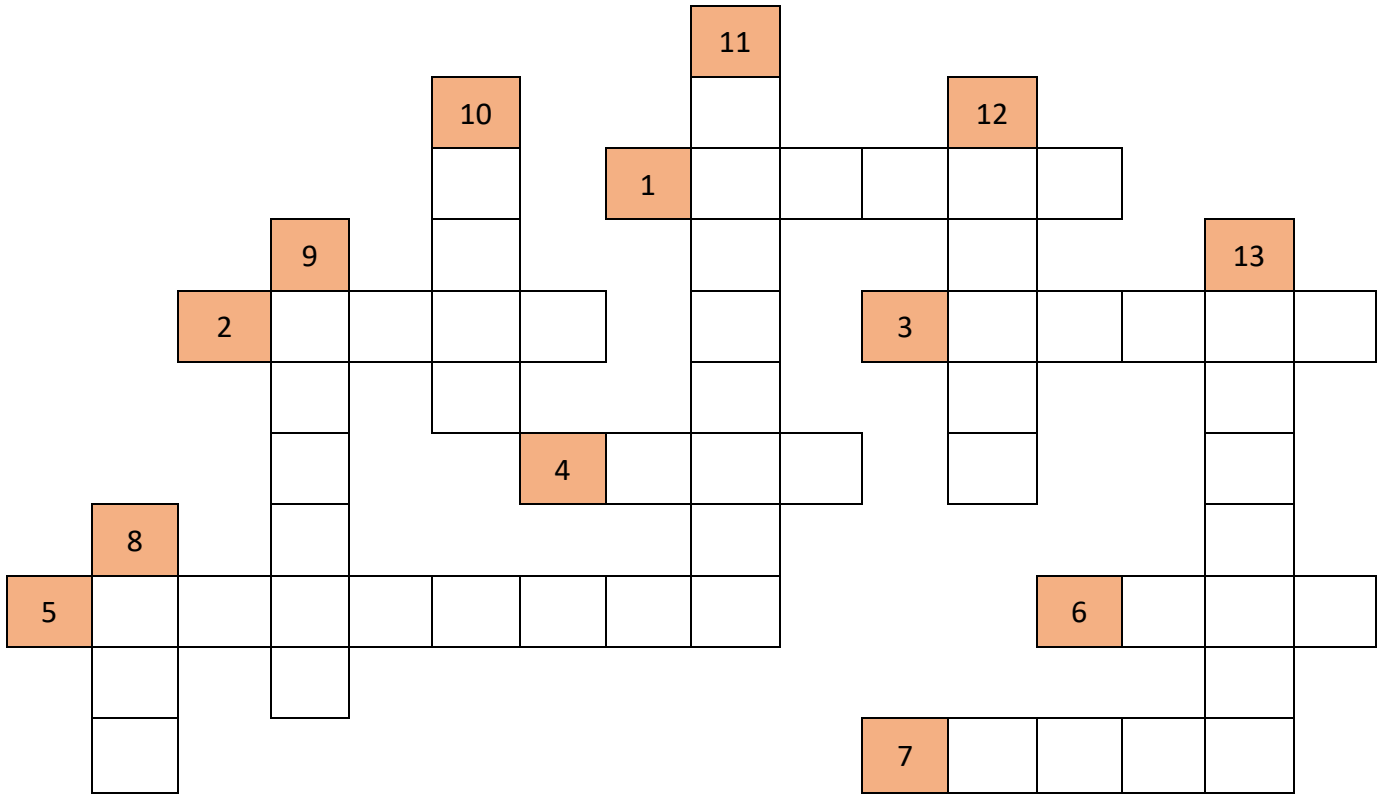
...

Voici des propositions de flashcards pour construire de nouvelles phrases avec les élèves (*Cliquez sur le dessin suivant*) :



### 3/ Games

Pour aider, tous les mots ont leur image sur la page



1. The best season to eat this green, yellow or red fruit is autumn.
2. What do babies drink? This is a white liquid.
3. This small animal has got a long tail, big ears and likes cheese.
4. What can you eat for breakfast in England? It is white and yellow.
5. This is a very small red fruit you can eat in June, during summer.
6. This is a small black animal. This animal can fly. You can see this animal at midnight!
7. This animal lives in water, in a river or in the sea. Do you like “---- and chips”?
8. This big animal gives milk.
9. This very funny animal likes peanuts and bananas.
10. What’s the weather like in winter?
11. What can you eat for breakfast in England?
12. This is a yellow (or green) fruit.
13. Popeye loves this green vegetable.

WORD SEARCH : FOOD

	T	R	A	W	B	E	R	R	Y
A	C	I	J	I	L	G	I	B	H
U	H	C	K	A	E	G	T	R	A
S	O	E	C	C	M	S	O	E	M
A	C	C	C	H	I	P	S	A	A
G	O	R	M	I	E	R	E	D	F
E	L	E	I	C	A	E	N	A	I
S	A	A	L	K	G	E	S	J	S
U	T	M	K	E	I	C	E	E	H
L	E	M	O	N	W	A	T	E	R

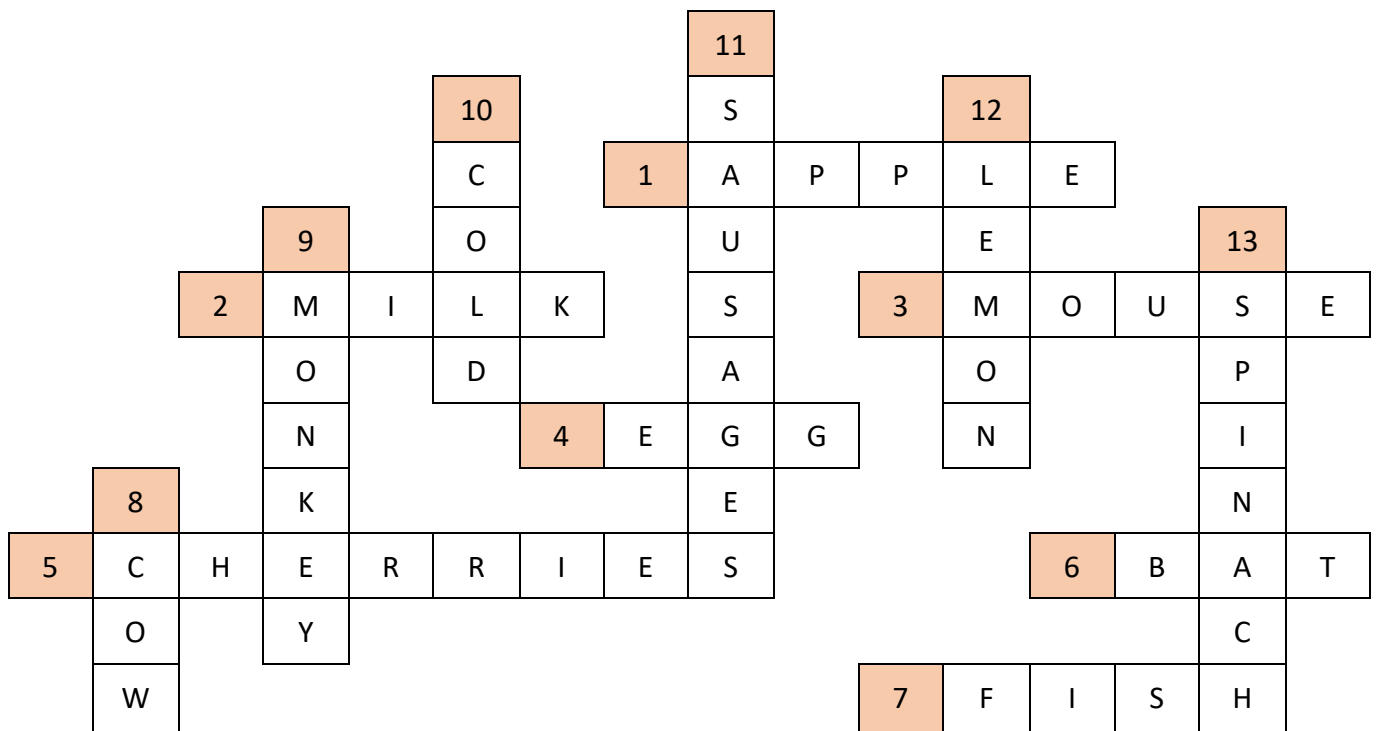
**STRAWBERRY**  
**SAUSAGES**  
**EGGS**  
**LEMON**  
**CHICKEN**  
**CHIPS**  
**CHEESE**  
**PEAS**  
**CHOCOLATE**

**FISH**  
**BREAD**  
**JAM**  
**WATER**  
**TEA**  
**MILK**  
**HAM**  
**ICECREAM**

The secret message is :

---

### Correction



1. The best season to eat this green, yellow or red fruit is autumn.
2. What do babies drink? This is a white liquid.
3. This small animal has got a long tail, big ears and likes cheese.
4. What can you eat for breakfast in England? It is white and yellow.
5. This is a very small red fruit you can eat in June, during summer.
6. This is a small black animal. This animal can fly. You can see this animal at midnight!
7. This animal lives in water, in a river or in the sea. Do you like "---- and chips"?
8. This big animal gives milk.
9. This very funny animal likes peanuts and bananas.
10. What's the weather like in winter?
11. What can you eat for breakfast in England?
12. This is a yellow (or green) fruit.
13. Popeye loves this green vegetable.

## 4/ Évaluation

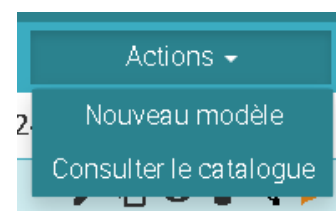
Évaluation en ligne avec l'outil Canopé « la Quizinière ».

Pour accéder au support en ligne :

- Inscrivez-vous sur le site <https://www.quiziniere.com/>

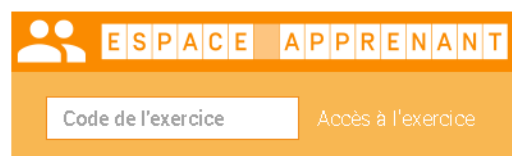


- Cliquez sur l'onglet 'catalogue' et aller chercher le support 'Food' pour le dupliquer dans votre espace.



Vous pourrez alors le diffuser à vos élèves en cliquant sur la flèche orange et en suivant le tutoriel sur ce lien : <https://www.quiziniere.com/tutoriels>

Vous devrez compléter des informations (titre, date de retour, nombre de copies ...) pour obtenir le code que vous donnerez à vos élèves pour accéder au site sans inscription

A screenshot of a form for creating a diffusion. It has a title field 'Titre de la diffusion' with a placeholder 'Saisir ici le titre de la diffusion'. Below is a warning: 'Dans un souci de conformité au Règlement général sur la protection des données, demandez à vos élèves d'inscrire leur pseudo, et non leurs données personnelles tels que leurs noms et prénoms, lorsqu'ils font une nouvelle activité.' There is a calendar for 'mai 2020' with the 6th highlighted. A 'Date limite pour rendre les copies' is set to 'mercredi 06 mai 2020 18:00'. A 'Nombre de copies maximum' field is set to '25'. At the bottom is an orange button labeled 'Créer la diffusion'.

Si vous souhaitez créer à votre tour, voici des tutoriels utiles :

<https://www.quiziniere.com/tutoriels>