



DIRECTIONS

COMPETENCES

Comprendre à l'oral :

- Suivre le fil d'une histoire avec des aides appropriées.
- Comprendre des mots familiers, des phrases courtes et des expressions très courantes.

SUPPORTS

- Sketch filmé :

<https://pod.ac-normandie.fr/video/42859-ae-sketch-directionsmp4/>

- Tapuscrit
- Questions fermées
- Carte
- Flash cards

LEXIQUE

- New York City's monuments
- Greatings
- Directions

ASSISTANTS

- **Ben McDonald** : accent américain
- **Madeline Kennell** : accent américain



TAPUSCRIT

B : Excuse me, do you live here ? **I'm a bit lost.**

M : Yes, I do. **Where** are you going ?

B : I'm looking for **Central Park.**

M : So **turn right**, follow Broadway for fifteen **blocks**, on your left, you'll see **Columbus Circle** and there's a park entrance right there.

B : Great, thank you ! And how do you get to the **Empire State Building** ?

M : The Empire State Building is a little further. You'll have to take **the subway.**

B : Okay. And where is the nearest **subway station** ?

M : Do you see that sign right there ?

B : Yes, I see it! Thank you !

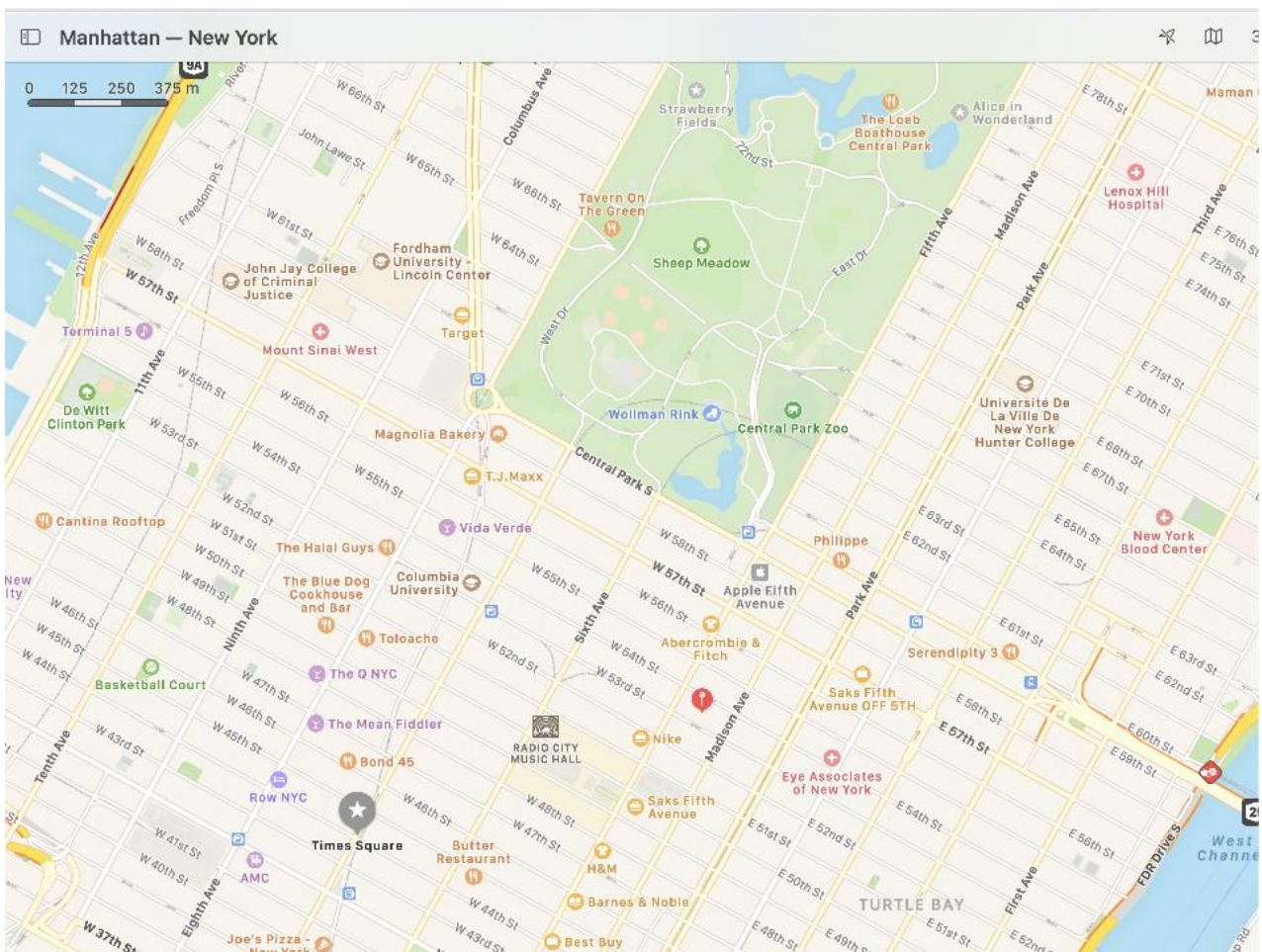
M : Have a nice visit


B : Have a nice day !

True or False ?

- The woman is lost. _____
- The man wants to go to the Statue of Liberty. _____
- The man will take 59th Street. _____
- She wants to know where the Empire State building is ? _____
- He will take the bus. _____

Task : Listen and draw the way to go from Times Square to Central Park.





to be lost

a block



turn right


turn left



the subway



the Empire State Building



Where?



Central Park



the subway
station



Columbus Circle
In New York