

A5

***Frise numérique
ou
File numérotée ?***



Ce que nous pouvons voir en classe

0 1 2 3 4 5 6 7 8 9 **10**

$$2 + 1 = 3$$

ou

$$2 - 1 = 1$$

Fayol Michel, *Quantifier*, Que sais-je ? 2012. p. 40-72

Exemple :

« Pierre gagne 4 billes et maintenant il en a 7 »

Ce problème peut être résolu par une addition à trou soit par une soustraction, mais pas par une addition.

Cf. Classification de G. Vergnaud (tout et parties)

Progressivité dans les apprentissages :





- les représentations (codes analogiques),
- la bande numérique,
- la file numérotée,
- et la règle graduée.

Cette thématique est à évoquer lors d'une réunion de cycle.

Les doigts de la main
Une collection intermédiaire
Quantités transportables

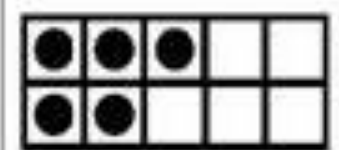
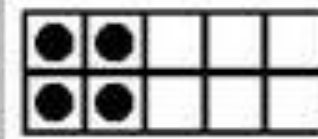
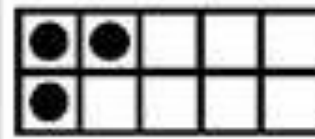
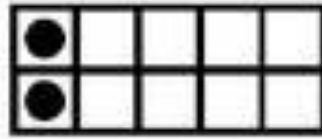



Les dés
Une constellation sociale



« Parler » le nombre, à l'aide
des décompositions et des
mots-nombres.

Les cartes à points



Les écritures chiffrées



1


2


3


4

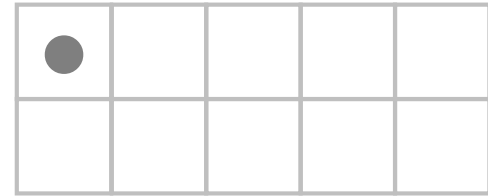
5












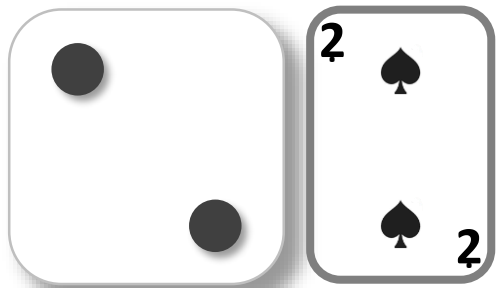





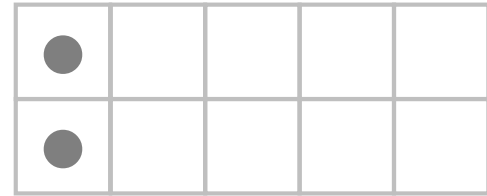




















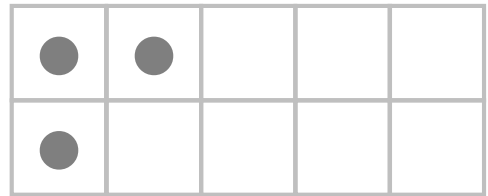








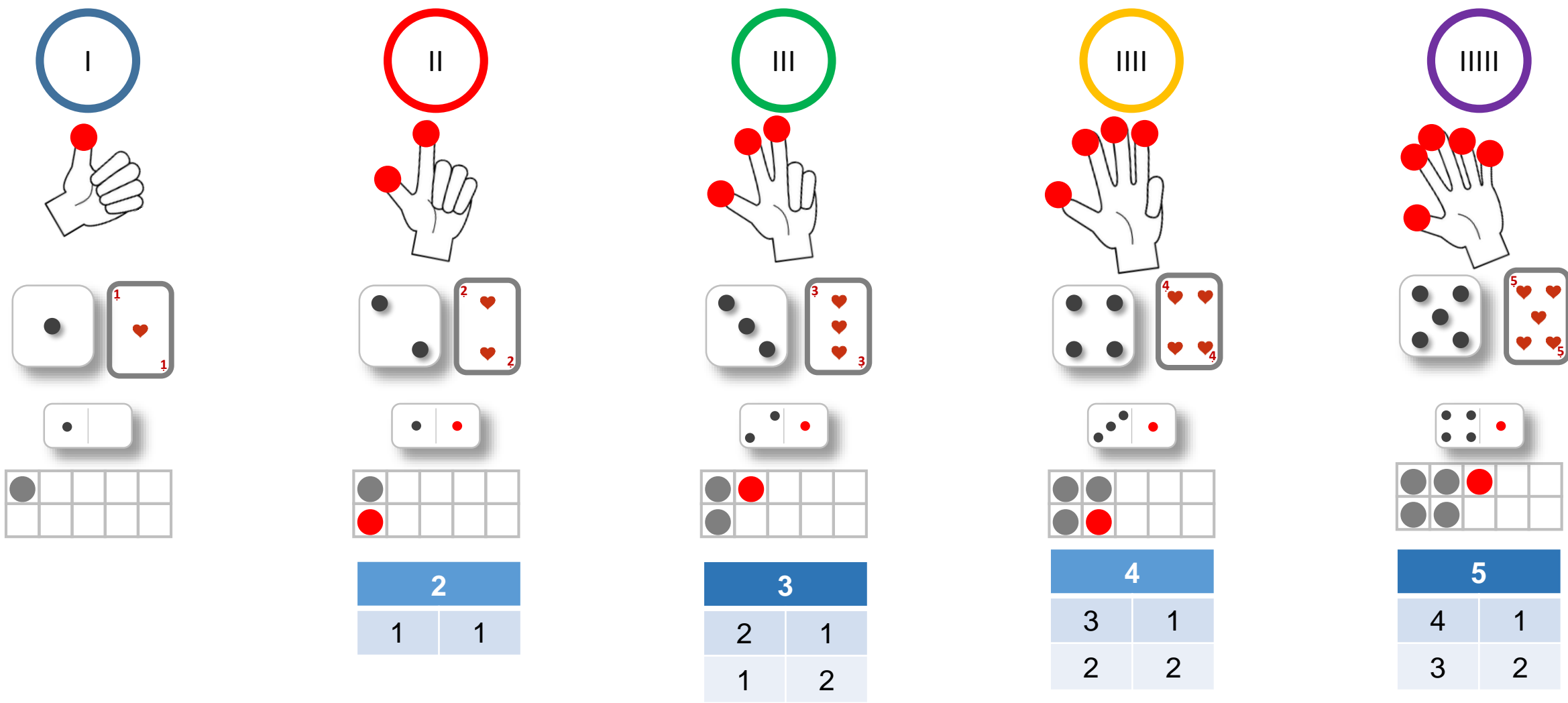










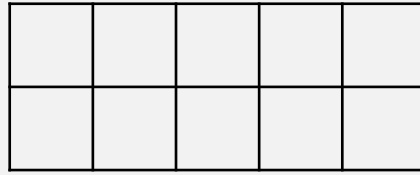
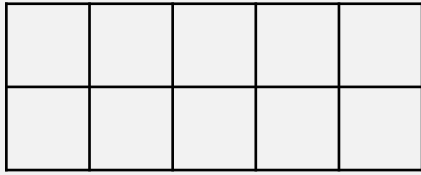
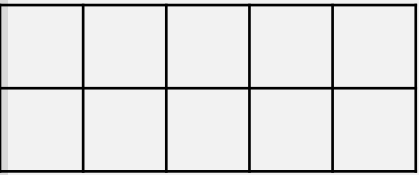





LE NOMBRE DU JOUR

AVANT

Ecris le nombre

APRES



Dessine le nombre de jetons

Place le nombre du jour sur la ligne graduée



Colorie le nombre de doigts



Décompose le nombre
